



# MEDIUM

## GROUND MOBILITY SYSTEM

# MEDIUM GROUND MOBILITY SYSTEM

The Medium Ground Mobility System improves the mobility of vehicles with pneumatic tyres by creating an access route that stabilises the ground when ground bearing pressure is very low.

The system comprises of M30H Trackway®, an aluminium panel, graded as Military Load Classification (MLC) 30 baseline on 3% California Baring Ratio ground conditions indefinitely, and loads of up to MLC 40 dependent on the ground conditions.

Versatile in its capability, the M30H Trackway® panel is the ideal solution for approach roads, gap crossing, temporary roadways, beach landings, and flooring.







Over the shore mobility  
made easy



# M30H TRACKWAY®

M30H Trackway® (originally MLC 30) is graded as Military Load Classification (MLC) 30 baseline on 3% California Bearing Ratio ground conditions indefinitely, and loads of up to MLC 40, dependent on the ground conditions.

## CAPABILITY

✓	Creates roadways that can withstand traffic from vehicles with pneumatic tyres
✓	Creates access and egress points from ships for beach landings
✓	Facilitates vehicle access across terrains with low California Bearing Ratio (CBR)
✓	Avoids environmental damage caused by wear and tear from vehicle traffic
✓	Withstands loads in excess of 30T depending on the ground conditions and length of use
✓	Provides a high traction surface
✓	Reusable for multiple operations in any environment







## SPECIFICATION

✓	Modular design which allows for parts to be easily replaced if necessary
✓	Divided panels at 9m intervals to ensure easy assembly, splitting and joining
✓	Withstands temperatures ranging from -40°C to +60°C for maximum usability
✓	Does not float and is therefore suitable for use in flowing water
✓	100% recyclable and has residual value at the end of its useful life
✓	Easily cleaned due to the open nature of the profile, minimising retention of debris
✓	Reusable for multiple operations in any environment
✓	Dual directional rolling functionality allows for improved conformity over uneven ground
✓	Quick release locking bolts with robust slide in/slide out locking mechanism
✓	Grip enhancing grooves provide grip when dirty therefore no maintenance is required





## SHIPPING FRAME

Loaded by crane, tele-handler or forklift, the shipping frame stores and transports a Spool holding up to 40m of M30H Trackway®, whilst also holding the accessory box, tie down points, lifting points and forklift pockets.



# DIMENSIONS PER PANEL

	Full Panel	Half Panel
✓ <b>Width:</b>	3,354mm (11ft)	1,677mm (5ft 6in)
✓ <b>Length:</b>	244.4mm (9 <sup>5/8</sup> in) overall	244.4mm (9 <sup>5/8</sup> in) overall
✓ <b>Effective Length:</b>	231.8mm (9 <sup>1/8</sup> in) effective	231.8mm (9 <sup>1/8</sup> in) effective
✓ <b>Height:</b>	25.5mm (1in)	25.5mm (1in)
✓ <b>Weight:</b>	14.8kg (32.63lb)	7.4kg (16.3lb)
✓ <b>Weight / Area:</b>	19kg kg/m <sup>2</sup> (3.89lb/ft <sup>2</sup> )	19kg kg/m <sup>2</sup> (3.89lb/ft <sup>2</sup> )









# DEPLOYMENT OPTIONS

## FASTRACK

The Fastrack is a specifically designed launch and recovery system which can transport and store up to 32m of M30H Trackway® using minimal manpower and can be mounted to any 4x4 or 6x6 flatbed vehicle or chassis. The panels are coiled onto a Spool which is part of the Fastrack. The Spoolframe rotates 90° and the vehicle reverses to deploy the M30H Trackway®. The process is reversed to pick up the M30H Trackway® at the end of use, ready to be deployed elsewhere, when and where it is required.

## CAPABILITY

✓	Deploys M30H Trackway® quickly and easily
✓	Provides a streamlined transportation system for M30H Trackway®
✓	Saves time, and requires minimal manpower (two individuals)



PLAY VIDEO







## SPECIFICATION

✓	Infra-red or wireless control system (optional)
✓	CARC coating (optional)
✓	ISO twist-locks for easy transportation by rail or road (optional)
✓	95% recyclable components
✓	Hydraulically driven
✓	NATO IRR paint

## DIMENSIONS

✓	<b>Width:</b>	2,150mm (7ft)
✓	<b>Length:</b>	4,600mm (15ft)
✓	<b>Height:</b>	1,850m (6ft)
✓	<b>Weight: Fastrack:</b>	875kg (1,929lb)
✓	<b>Weight: 32m (104ft) M30H Trackway®:</b>	4,200kg (9,259lb)



# MEDIUM BEAM DISPENSER


The Medium Beam Dispenser transports, stores, deploys and recovers up to 40m (131ft) of M30H Trackway®. Compatible with front-end loaders and telescopic handlers, the Medium Beam Dispenser is suitable for multi-role operations, where many 40m lengths of M30H Trackway® are required to create a long access road or large hard standing area.

## CAPABILITY


✓	Deploys 40m (131ft) of M30H Trackway® in under three minutes from an interchangeable Spool
✓	Requires only two personnel - one plant operator and one ground guide
✓	Ensures that the M30H Trackway® is deployed under constant tension
✓	Tele-handler, telescopic forklifts and wheeled loader compatible subject to specification
✓	An empty Spool can be released and replaced with a new full spool in under five minutes
✓	Withstands ambient temperatures ranging from -40°C to +60°C



PLAY VIDEO







## SHIPPING FRAME

The shipping frames store and transport the Medium Beam Dispenser with one full Spool holding up to 40m of M30H Trackway®. Each shipping frame comprises of an accessory box, tie down points, lifting points and forklift pockets.

## SPECIFICATION

✓	Steel construction with hydraulic motor (minimum requirement 40l/m, 210bar)
✓	Suitable for mineral oil and biodegradable oil
✓	Connected to host plant using quick hitch and quick release hydraulic couplings
✓	Electrical connections not required
✓	The Spool is locked in place by secured manual locking levers
✓	Spooling in and out is controlled by auxiliary hydraulic circuit of the host machine

## DIMENSIONS

✓	<b>Width:</b>	4,280mm (14ft ½in)
✓	<b>Length:</b>	2,010mm (6ft 7⅛in)
✓	<b>Height:</b>	1,430mm (4ft 8⅝in)
✓	<b>Weight: Medium Beam Dispenser :</b>	500kg (1,102lb)
✓	<b>Weight: 40m (131ft) M30H Trackway® :</b>	3,450kg (7,606lb)

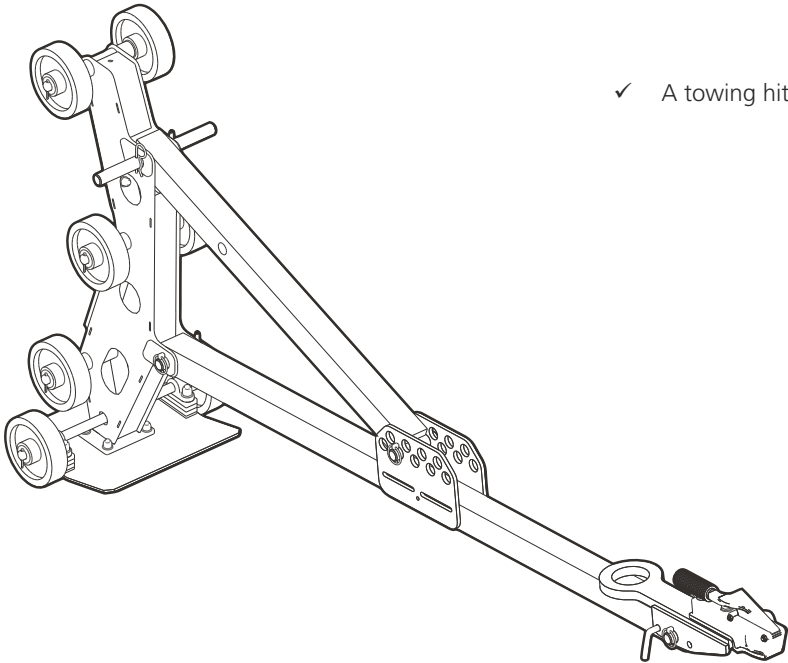






# PUSHBAR

The Pushbar is a galvanised steel device, designed to roll out and recover up to 40m (131ft) of M30H Trackway® by use of a vehicle with a minimum of 3,500kg (7,716lb) tow capacity, and either:



- ✓ A towing hitch or pin suitable for a 76mm (3in) diameter towing eye;
- ✓ 51mm (2in) trailer towing hitch ball.

		Stowed	Deployed
✓	Width:	518mm (1ft 8 <sup>3</sup> / <sub>8</sub> in)	518mm (1ft 8 <sup>3</sup> / <sub>8</sub> in)
✓	Length:	2,225mm (7ft 3 <sup>5</sup> / <sub>8</sub> in)	2,256mm (7ft 4 <sup>13</sup> / <sub>16</sub> in)
✓	Height:	366mm (1ft 2 <sup>3</sup> / <sub>8</sub> in)	975mm (3ft 2 <sup>3</sup> / <sub>8</sub> in)
✓	Weight:	63kg (139lb)	63kg (139lb)





**FAUN Trackway Limited**

Member of the KIRCHHOFF Group

Unit 6, Bryn Cefni Industrial Estate  
Llangefni, Anglesey  
North Wales  
LL77 7XA, UK

Tel: +44 (0) 1248 722 777

Fax: +44 (0) 1248 750 490

[info@fauntrackway.co.uk](mailto:info@fauntrackway.co.uk)

[www.fauntrackway.co.uk](http://www.fauntrackway.co.uk)

Images for Illustration Purposes Only